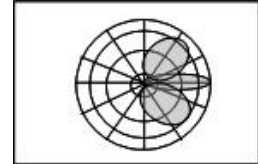



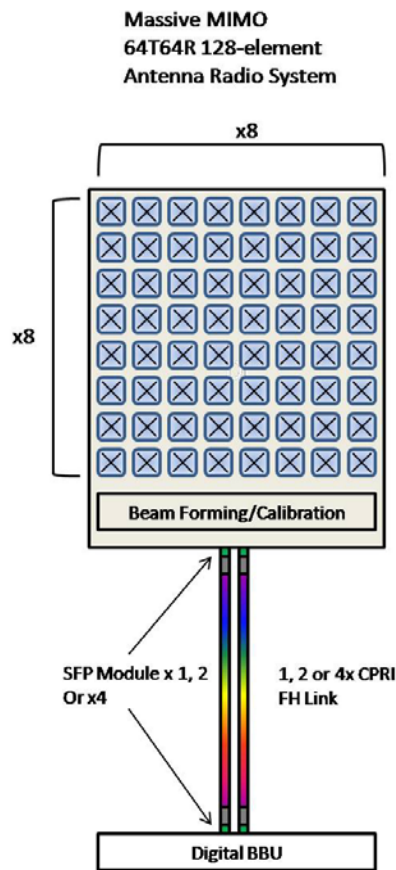

Earl J. Lum  
+1-650-430-2221  
elum@ejlwireless.com



9th Edition

### Global BTS Antenna Market Analysis and Forecast, 2017-2021

December 2017



Entire contents © 2017 EJL Wireless Research LLC. All Rights Reserved. Reproduction of this publication in any form without prior written permission is strictly forbidden and will be prosecuted to the full extent of US and International laws. The transfer of this publication in either paper or electronic form to unlicensed third parties is strictly forbidden. The information contained herein has been obtained from sources EJL Wireless Research LLC deems reliable. EJL Wireless Research disclaims all warranties as to the accuracy, completeness or adequacy of such information. EJL Wireless Research LLC shall bear no liability for errors, omissions or inadequacies in the information contained herein or for the interpretation thereof. The reader assumes sole responsibility for the selection of these materials to achieve their intended results. The opinions expressed herein are subject to change without notice.

## TABLE OF CONTENTS

EXECUTIVE SUMMARY .....	8
2016 Review: Feeling the Pain of the Downturn.....	8
2017-2021 Macrocell BTS Antenna Unit Forecast .....	12
2017-2021 Macrocell BTS Antenna Revenue Forecast .....	14
Wireless Industry Trends.....	15
Demand Drivers for Our Forecast .....	16
Summary: .....	17
RESEARCH METHODOLOGY .....	19
Antenna Categories .....	19
CHAPTER 1: MARKET PERFORMANCE REVIEW FOR 2016 .....	22
Macrocell BTS Antenna Shipment Analysis .....	22
Macrocell BTS Antenna Revenue Analysis .....	27
CHAPTER 2: ANTENNA SUPPLIER MARKET SHARE .....	31
Unit Shipment Analysis by Supplier.....	31
Revenue Analysis by Supplier .....	35
CHAPTER 3: MARKET ISSUES 2017-2021 .....	38
CHAPTER 4: GLOBAL MACROCELL BTS ANTENNA UNIT FORECAST .....	40
2017-2021 Global Macrocell BTS Antenna Unit Forecast.....	40
Demand Drivers for Our Forecast .....	41
Unit Forecast by Antenna Type.....	43
CHAPTER 5: GLOBAL MACROCELL BTS ANTENNA REVENUE FORECAST .....	46
2017-2021 Global Macrocell BTS Antenna Revenue Forecast .....	46
Revenue Forecast by Antenna Type .....	47
CHAPTER 6: SEMI-ACTIVE INTEGRATED ANTENNAS .....	51
2017-2021 Global sAIA Unit Forecast.....	57
2017-2021 Global sAIA Revenue Forecast.....	58
CHAPTER 7: MIMO ACTIVE INTEGRATED ANTENNAS .....	59
CHAPTER 8: MASSIVE MIMO ANTENNA RADIO SYSTEMS .....	61
2017-2021 MM-ARS Shipment Forecast.....	63
2017-2021 MM-ARS Revenue Forecast .....	65
CHAPTER 9: PASSIVE MULTI-BEAM ANTENNAS .....	68
CHAPTER 10: ANTENNA GEOGRAPHICAL MARKET SHARE .....	71
It's still China and APAC.....	71
CHAPTER 11: NORTH AMERICA.....	77
North America Macrocell BTS Antenna Shipment Forecast, 2017-2021 .....	85
North America Macrocell BTS Antenna Revenue Forecast, 2017-2021 .....	87
CHAPTER 12: LATIN AMERICA & CARIBBEAN .....	89
Latin America Macrocell BTS Antenna Shipment Forecast, 2017-2021 .....	94
Latin America Macrocell BTS Antenna Revenue Forecast, 2017-2021 .....	96
CHAPTER 13: EUROPE .....	98
Western Europe .....	102
Western Europe Macrocell BTS Antenna Shipment Forecast, 2017-2021 .....	104
Western Europe Macrocell BTS Antenna Revenue Forecast, 2017-2021 .....	106
Eastern Europe .....	108
Eastern Europe Macrocell BTS Antenna Shipment Forecast, 2017-2021 .....	110
Eastern Europe Macrocell BTS Antenna Revenue Forecast, 2017-2021 .....	112

CHAPTER 14: AFRICA.....	114
Africa Macrocell BTS Antenna Shipment Forecast, 2017-2021 .....	118
Africa Macrocell BTS Antenna Revenue Forecast, 2017-2021 .....	120
CHAPTER 15: THE MIDDLE EAST.....	122
The Middle East Macrocell BTS Antenna Shipment Forecast, 2017-2021 .....	126
The Middle East Macrocell BTS Antenna Revenue Forecast, 2017-2021 .....	128
CHAPTER 16: REST OF ASIA PACIFIC .....	130
Rest of Asia Pacific Macrocell BTS Antenna Shipment Forecast, 2017-2021 .....	137
Rest of Asia Pacific Macrocell BTS Antenna Revenue Forecast, 2017-2021 .....	139
CHAPTER 17: CHINA MARKET ANALYSIS .....	141
China Macrocell BTS Antenna Shipment Forecast, 2017-2021 .....	146
China Macrocell BTS Antenna Revenue Forecast, 2017-2021 .....	148
CHAPTER 18: INDIA MARKET ANALYSIS.....	150
India Macrocell BTS Antenna Shipment Forecast, 2017-2021.....	154
India Macrocell BTS Antenna Revenue Forecast, 2017-2021 .....	156

## TABLES

Table 1: Global Macrocell BTS Antenna Shipments by Type, 2015-2016 (Units) .....	8
Table 2: Global Macrocell BTS Antenna Revenues by Type, 2015-2016 (mUSD) .....	9
Table 3: Comparison of 2016 Actual vs. Forecast Antenna Shipments, (Units) .....	9
Table 4: Comparison of 2016 Actual vs. Forecast, Antenna Revenues, (mUSD) .....	9
Table 5: sAIA Antenna Product Types by Port Count .....	20
Table 6: Global Macrocell BTS Antenna Shipments by Type, 2015-2016 (Units) .....	25
Table 7: Global Macrocell BTS Antenna Shipments by Sub Type, 2015-2016 (Units) .....	26
Table 8: Global Macrocell BTS Antenna Revenues by Type, 2015-2016 (mUSD) .....	30
Table 9: Global Macrocell BTS Antenna Revenues by Sub Type, 2015-2016 (mUSD) .....	30
Table 10: Global Macrocell BTS Antenna Market Share by Supplier, 2015-2016 (Units) .....	33
Table 11: Global Macrocell BTS Antenna Market Share by Supplier, 2015-2016 (mUSD) .....	37
Table 12: Global Macrocell BTS Antenna Forecast by Type, 2017-2021 (Units) .....	43
Table 13: Global Macrocell BTS Antenna Forecast by Type, 2017-2021 (% Market Share) .....	43
Table 14: Global Macrocell BTS Antenna Forecast by Type, 2017-2021 (% YoY Growth) .....	43
Table 15: Global Macrocell BTS Antenna Forecast by Sub Type, 2017-2021 (Units) .....	43
Table 16: Global Macrocell BTS Antenna Forecast by Sub Type, 2017-2021 (% Market Share) .....	44
Table 17: Global Macrocell BTS Antenna Forecast by Sub Type, 2017-2021 (% YoY Growth) .....	44
Table 18: Global Macrocell BTS Antenna Revenue Forecast by Type, 2017-2021 (mUSD) .....	47
Table 19: Global Macrocell BTS Antenna Revenue Forecast by Type, 2017-2021 (% Market Share) .....	47
Table 20: Global Macrocell BTS Antenna Revenue Forecast by Type, 2017-2021 (% YoY Growth) .....	48
Table 21: Global Macrocell BTS Antenna Revenue Forecast by Sub Type, 2017-2021 (mUSD) .....	48
Table 22: Global Macrocell BTS Antenna Revenue Forecast by Sub Type, 2017-2021 (% Market Share) .....	48
Table 23: Global Macrocell BTS Antenna Revenue Forecast by Sub Type, 2017-2021 (% YoY Growth) .....	49
Table 24: sAIA Antenna Product Types by Port Count .....	53
Table 25: Global Macrocell BTS Antenna Shipments by sAIA Type, 2015-2016 (Units) .....	55
Table 26: Global Macrocell BTS Antenna Revenues by sAIA Type, 2015-2016 (mUSD) .....	55
Table 27: Global sAIA Forecast by Type, 2017-2021 (Units) .....	57
Table 28: Global sAIA Forecast by Type, 2017-2021 (% Market Share) .....	57
Table 29: Global sAIA Forecast by Type, 2017-2021 (% YoY Growth) .....	57
Table 30: Global sAIA Revenue Forecast by Type, 2017-2021 (mUSD) .....	58
Table 31: Global sAIA Revenue Forecast by Type, 2017-2021 (% Market Share) .....	58
Table 32: Global sAIA Revenue Forecast by Type, 2017-2021 (% YoY Growth) .....	58
Table 33: Global Macrocell BTS MM-ARS Forecast by Air Interface/Frequency, 2017-2021 (Units) .....	63
Table 34: Global Macrocell BTS MM-ARS Forecast by Air Interface/Frequency, 2017-2021 (% Market Share) .....	63
Table 35: Global Macrocell BTS MM-ARS Forecast by Air Interface/Frequency, 2017-2021 (% YoY Growth) .....	63
Table 36: Global Macrocell BTS MM-ARS Forecast by Type, 2017-2021 (Units) .....	64
Table 37: Global Macrocell BTS MM-ARS Forecast by Type, 2017-2021 (% Market Share) .....	64
Table 38: Global Macrocell BTS MM-ARS Forecast by Type, 2017-2021 (% YoY Growth) .....	64
Table 39: Global Macrocell BTS MM-ARS Revenue Forecast by Air Interface/Frequency, 2017-2021 (mUSD) .....	65
Table 40: Global Macrocell BTS MM-ARS Revenue Forecast by Air Interface/Frequency, 2017-2021 (% Market Share) .....	66
Table 41: Global Macrocell BTS MM-ARS Revenue Forecast by Air Interface/Frequency, 2017-2021 (% YoY Growth) .....	66
Table 42: Global Macrocell BTS MM-ARS Revenue Forecast by Type, 2017-2021 (Units) .....	67
Table 43: Global Macrocell BTS MM-ARS Revenue Forecast by Type, 2017-2021 (% Market Share) .....	67
Table 44: Global Macrocell BTS MM-ARS Revenue Forecast by Type, 2017-2021 (% YoY Growth) .....	67
Table 45: Global Macrocell BTS Antenna Shipments by Region, 2015-2016 (Units) .....	71
Table 46: Global Macrocell BTS Antenna Shipments by Region, Actual vs. Estimated, 2016 (Units) .....	71
Table 47: Global Macrocell BTS Antenna Shipments Forecast by Region, 2017-2021 (Units) .....	73
Table 48: Global Macrocell BTS Antenna Shipments Forecast by Region, 2017-2021 (% Market Share) .....	73
Table 49: Global Macrocell BTS Antenna Shipments Forecast by Region, 2017-2021 (% YoY Growth) .....	74
Table 50: Global Macrocell BTS Antenna Revenues by Region, 2015-2016 (mUSD) .....	74
Table 51: Global Macrocell BTS Antenna Revenues by Region, Actual vs. Estimated, 2016 (mUSD) .....	74
Table 52: Global Macrocell BTS Antenna Revenue Forecast by Region, 2017-2021 (mUSD) .....	76
Table 53: Global Macrocell BTS Antenna Revenue Forecast by Region, 2017-2021 (% Market Share) .....	76
Table 54: Global Macrocell BTS Antenna Revenue Forecast by Region, 2017-2021 (% YoY Growth) .....	76
Table 55: North America Macrocell BTS Antenna Shipments by Type, 2015-2016 (Units) .....	83
Table 56: North America Macrocell BTS Antenna Shipments by Sub Type, 2015-2016 (Units) .....	83
Table 57: North America BTS Antenna Revenues by Type, 2015-2016 (mUSD) .....	84

Table 58: North America BTS Antenna Shipments by Type, 2016 (Units) .....	84
Table 59: North America Macrocell BTS Antenna Forecast by Type, 2017-2021 (Units) .....	86
Table 60: North America Macrocell BTS Antenna Forecast by Sub Type, 2017-2021 (Units) .....	86
Table 61: North America Macrocell BTS Antenna Revenue Forecast by Type, 2017-2021 (mUSD) .....	88
Table 62: North America Macrocell BTS Antenna Revenue Forecast by Sub Type, 2017-2021 (mUSD) .....	88
Table 63: Latin America Macrocell BTS Antenna Shipments by Type, 2015-2016 (Units) .....	92
Table 64: Latin America Macrocell BTS Antenna Shipments by Sub Type, Active vs. Passive, 2015-2016 (Units) .....	92
Table 65: Latin America BTS Antenna Revenues by Type, 2015-2016 (mUSD) .....	93
Table 66: Latin America BTS Antenna Shipments by Sub Type, 2016 (Units) .....	93
Table 67: Latin America Macrocell BTS Antenna Forecast by Type, 2017-2021 (Units) .....	95
Table 68: Latin America Macrocell BTS Antenna Forecast by Sub Type, 2017-2021 (Units) .....	95
Table 69: Latin America Macrocell BTS Antenna Revenue Forecast by Type, 2017-2021 (mUSD) .....	97
Table 70: Latin America Macrocell BTS Antenna Revenue Forecast by Sub Type, 2017-2021 (mUSD) .....	97
Table 71: Western Europe Macrocell BTS Antenna Shipments by Type, 2015-2016 (Units) .....	102
Table 72: Western Europe Macrocell BTS Antenna Shipments by Sub Type, 2015-2016 (Units) .....	102
Table 73: Western Europe Macrocell BTS Antenna Revenues by Type, 2015-2016 (mUSD) .....	103
Table 74: Western Europe Macrocell BTS Antenna Revenues by Sub Type, 2016 (mUSD) .....	103
Table 75: Western Europe Macrocell BTS Antenna Forecast by Type, 2017-2021 (Units) .....	105
Table 76: Western Europe Macrocell BTS Antenna Forecast by Sub Type, 2017-2021 (Units) .....	105
Table 77: Western Europe BTS Antenna Revenue Forecast by Type, 2017-2021 (mUSD) .....	107
Table 78: Western Europe BTS Antenna Revenue Forecast by Sub Type, 2017-2021 (mUSD) .....	107
Table 79: Eastern Europe BTS Antenna Shipments by Type, 2015-2016 (Units) .....	108
Table 80: Eastern Europe BTS Antenna Shipments by Type, 2015-2016 (Units) .....	108
Table 81: Eastern Europe BTS Antenna Revenues by Type, 2015-2016 (mUSD) .....	109
Table 82: Eastern Europe BTS Antenna Revenues by Sub-Type, 2015-2016 (mUSD) .....	109
Table 83: Eastern Europe Macrocell BTS Antenna Forecast by Type, 2017-2021 (Units) .....	111
Table 84: Eastern Europe Macrocell BTS Antenna Forecast by Sub Type, 2017-2021 (Units) .....	111
Table 85: Eastern Europe Macrocell BTS Antenna Revenue Forecast by Type, 2017-2021 (mUSD) .....	113
Table 86: Eastern Europe Macrocell BTS Antenna Revenue Forecast by Sub Type, 2017-2021 (mUSD) .....	113
Table 87: Africa Macrocell BTS Antenna Shipments by Type, 2015-2016 (Units) .....	116
Table 88: Africa Macrocell BTS Antenna Shipments by Sub Type, 2015-2016 (Units) .....	116
Table 89: Africa BTS Antenna Revenues by Type, 2015-2016 (mUSD) .....	117
Table 90: Africa BTS Antenna Revenues by Sub Type, 2015-2016 (mUSD) .....	117
Table 91: Africa BTS Antenna Forecast by Type, 2017-2021 (Units) .....	119
Table 92: Africa BTS Antenna Forecast by Sub Type, 2017-2021 (Units) .....	119
Table 93: Africa Macrocell BTS Antenna Revenue Forecast by Type, 2017-2021 (mUSD) .....	121
Table 94: Africa Macrocell BTS Antenna Revenue Forecast by Sub Type, 2017-2021 (Units) .....	121
Table 95: The Middle East Macrocell BTS Antenna Shipments by Type, 2015-2016 (Units) .....	124
Table 96: The Middle East Macrocell BTS Antenna Shipments by Type, 2015-2016 (Units) .....	124
Table 97: The Middle East Macrocell BTS Antenna Revenues by Type, 2015-2016 (mUSD) .....	125
Table 98: The Middle East Macrocell BTS Antenna Revenues by Sub Type, 2015-2016 (mUSD) .....	125
Table 99: The Middle East Macrocell BTS Antenna Forecast by Sub Type, 2017-2021 (Units) .....	127
Table 100: The Middle East Macrocell BTS Antenna Forecast by Sub Type, 2017-2021 (Units) .....	127
Table 101: The Middle East Macrocell BTS Antenna Revenue Forecast by Type, 2017-2021 (mUSD) .....	129
Table 102: The Middle East Macrocell BTS Antenna Revenue Forecast by Sub Type, 2017-2021 (mUSD) .....	129
Table 103: Rest of Asia Pacific Macrocell BTS Antenna Shipments by Type, 2015-2016 (Units) .....	135
Table 104: Rest of Asia Pacific Macrocell BTS Antenna Shipments by Sub Type, 2015-2016 (Units) .....	135
Table 105: Rest of Asia Pacific Macrocell BTS Antenna Revenues by Type, 2015-2016 (Units) .....	136
Table 106: Rest of Asia Pacific Macrocell BTS Antenna Revenues by Sub Type, 2015-2016 (mUSD) .....	136
Table 107: Rest of Asia Pacific Macrocell BTS Antenna Forecast by Type, 2017-2021 (Units) .....	138
Table 108: Rest of Asia Pacific Macrocell BTS Antenna Forecast by Sub Type, 2017-2021 (Units) .....	138
Table 109: Rest of Asia Pacific Macrocell BTS Antenna Revenue Forecast by Sub Type, 2017-2021 (mUSD) .....	140
Table 110: Rest of Asia Pacific Macrocell BTS Antenna Revenue Forecast by Sub Type, 2017-2021 (mUSD) .....	140
Table 111: China Macrocell BTS Antenna Shipments by Type, 2015-2016 (Units) .....	144
Table 112: China Macrocell BTS Antenna Shipments by Type, 2015-2016 (Units) .....	144
Table 113: China Macrocell BTS Antenna Revenues by Type, 2015-2016 (mUSD) .....	145
Table 114: China Macrocell BTS Antenna Revenues by Sub Type, 2015-2016 (mUSD) .....	145
Table 115: China Macrocell BTS Antenna Forecast by Type, 2017-2021 (Units) .....	147
Table 116: China Macrocell BTS Antenna Forecast by Sub Type, 2017-2021 (Units) .....	147
Table 117: China Macrocell BTS Antenna Revenue Forecast by Type, 2017-2021 (mUSD) .....	149

Table 118: China Macrocell BTS Antenna Revenue Forecast by Sub Type, 2017-2021 (mUSD).....	149
Table 119: India Macrocell BTS Antenna Shipments by Type, 2015-2016 (Units) .....	152
Table 120: India Macrocell BTS Antenna Shipments by Type, Active vs. Passive, 2015-2016 (Units) ....	152
Table 121: India Macrocell BTS Antenna Revenues by Type, 2015-2016 (mUSD) .....	153
Table 122: India Macrocell BTS Antenna Revenues by Sub Type, 2015-2016 (mUSD).....	153
Table 123: India Macrocell BTS Antenna Forecast by Type, 2017-2021 (Units) .....	155
Table 124: India Macrocell BTS Antenna Forecast by Sub Type, 2017-2021 (Units) .....	155
Table 125: India Macrocell BTS Panel Antenna Revenue Forecast by Type, 2017-2021 (mUSD) .....	157
Table 126: India Macrocell BTS Panel Antenna Revenue Forecast by Sub Type, 2017-2021 (mUSD).....	157

## EXHIBITS

Exhibit 1: Global Macrocell BTS Panel Antenna Market Share by Type, 2016 (Units) .....	10
Exhibit 2: Global Macrocell BTS Antenna Market Share by Supplier, 2016 (Units) .....	11
Exhibit 3: Comparison of 2016 Global Macrocell BTS Antenna Forecast vs. Actual Shipments (Units) .....	11
Exhibit 4: Global Macrocell BTS Antenna Shipments, 2015-2016 (Units) .....	12
Exhibit 5: Global Macrocell BTS Antenna Forecast by Type, 2017-2021, (Units) .....	13
Exhibit 6: Global Macrocell BTS Antenna Forecast, Current vs. Prior, 2017-2021, (Units) .....	13
Exhibit 7: Global Macrocell BTS Antenna Revenue Forecast by Type, 2017-2021, (mUSD) .....	14
Exhibit 8: Global Macrocell BTS Antenna Revenue Forecast, Current vs. Prior, 2017-2021, (mUSD) .....	15
Exhibit 9: Global Macrocell BTS Antenna Shipments, 2015-2016 (Units) .....	22
Exhibit 10: Comparison of 2016 Global Macrocell BTS Antenna Shipments Forecast vs. Actual (Units) ....	23
Exhibit 11: Global Macrocell BTS Antenna Market Share by Type, 2016 (Units) .....	23
Exhibit 12: Global Macrocell BTS Passive Antenna Market Share by FDD Port Count, 2016 (Units).....	24
Exhibit 13: Global Macrocell BTS Passive Antenna Market Share by 1-8 Column TDD Type, 2016 (Units) ..	24
Exhibit 14: Global Macrocell BTS Antenna Market Share by sAIA Port Count, 2016 (Units) .....	25
Exhibit 15: Comparison of 2016 Global BTS Antenna Revenues Forecast vs. Actual .....	27
Exhibit 16: Global Macrocell BTS Antenna Revenues, 2015-2016 (mUSD) .....	27
Exhibit 17: Global Macrocell BTS Antenna Market Share by Type, 2016 (mUSD) .....	28
Exhibit 18: Global Macrocell BTS Passive Antenna Market Share by FDD Port Count, 2016 (mUSD) .....	28
Exhibit 19: Global Macrocell BTS Passive Antenna Market Share by 1-8 Column TDD Type, 2016 (mUSD) .....	29
Exhibit 20: Global Macrocell BTS Panel Antenna Market Share by sAIA Port Count, 2016 (mUSD) .....	29
Exhibit 21: Tier 1-4 Macrocell BTS Antenna Suppliers (Units) .....	32
Exhibit 22: Global Macrocell BTS Antenna Market Share by Supplier, 2016 (Units) .....	34
Exhibit 23: Global Macrocell BTS Antenna Market Share by Supplier, 2016 (mUSD) .....	36
Exhibit 24: Global Macrocell BTS Antenna Forecast, 2017-2021, (% YoY Growth) .....	40
Exhibit 25: Global Macrocell BTS Antenna Forecast, 2017-2021, (Units).....	41
Exhibit 26: Global Macrocell BTS Antenna Forecast by Type, 2017-2021, (Units) .....	45
Exhibit 27: Global Macrocell BTS Antenna Forecast by FDD Port Count, 2017-2021, (Units) .....	45
Exhibit 28: Global Macrocell BTS Antenna Revenue Forecast, 2017-2021, (% YoY Growth) .....	46
Exhibit 29: Global Macrocell BTS Antenna Revenue Forecast, 2017-2021, (mUSD).....	47
Exhibit 30: Global Macrocell BTS Antenna Forecast by Type, 2017-2021, (mUSD).....	49
Exhibit 31: Global Macrocell BTS Antenna Forecast by FDD Port Count, 2017-2021, (mUSD).....	50
Exhibit 32: Evolution of Macro Site Antenna System.....	51
Exhibit 33: Global Macrocell BTS Antenna Shipments by sAIA Type, 2016 (Units) .....	55
Exhibit 34: Global BTS Semi-Active Integrated Antenna Shipments by Vendor, 2016 (Units) .....	56
Exhibit 35: Global sAIA Forecast by Type, 2017-2021 (Units) .....	57
Exhibit 36: Global sAIA Revenue Forecast by Type, 2017-2021 (mUSD) .....	58
Exhibit 37: Blue Danube Systems BeamCraft 500 Product.....	60
Exhibit 38: Global Macrocell BTS MM-ARS Forecast by Air Interface/Frequency, 2017-2021 (Units) .....	65
Exhibit 39: Global Macrocell BTS MM-ARS Revenue Forecast by Air Interface/Frequency, 2017-2021 (mUSD) .....	66
Exhibit 40: Amphenol TwinLine Antenna .....	68
Exhibit 41: MatSing 2 Ft (L) 3 Ft (M) and 6 Ft (R) Multi-Beam Antennas .....	69
Exhibit 42: MatSing 12 Beam Horizontal Antenna Pattern.....	70
Exhibit 43: Global Macrocell BTS Antenna Shipments by Region, 2016 (Units) .....	72
Exhibit 44: Global Macrocell BTS Antenna Shipments by Region, 2015-2016 (Units).....	72
Exhibit 45: Global Macrocell BTS Antenna Revenues by Region, 2016 (mUSD).....	75
Exhibit 46: Global Macrocell BTS Antenna Revenues by Region, 2015-2016 (mUSD) .....	75
Exhibit 47: T-Mobile 600MHz LTE Site (Cheyenne, WY).....	78
Exhibit 48: North America Macrocell BTS Antenna Forecast, 2017-2021, (Units) .....	85
Exhibit 49: North America Macrocell BTS Antenna Revenue Forecast, 2017-2021, (mUSD) .....	87
Exhibit 50: Latin America Macrocell BTS Antenna Forecast, 2017-2021, (Units) .....	94
Exhibit 51: Latin America Macrocell BTS Panel Antenna Revenue Forecast, 2017-2021, (mUSD) .....	96
Exhibit 52: Western Europe Macrocell BTS Antenna Forecast, 2017-2021, (Units) .....	104
Exhibit 53: Western Europe Macrocell BTS Antenna Revenue Forecast, 2017-2021, (mUSD) .....	106
Exhibit 54: Eastern Europe Macrocell BTS Antenna Forecast, 2017-2021, (Units).....	110
Exhibit 55: Eastern Europe Macrocell BTS Antenna Revenue Forecast, 2017-2021, (mUSD) .....	112
Exhibit 56: Africa Macrocell BTS Antenna Forecast, 2017-2021, (Units) .....	118
Exhibit 57: Africa Macrocell BTS Antenna Revenue Forecast, 2017-2021, (mUSD).....	120
Exhibit 58: The Middle East Macrocell BTS Antenna Forecast, 2017-2021, (Units) .....	126
Exhibit 59: The Middle East Macrocell BTS Antenna Revenue Forecast, 2017-2021, (mUSD).....	128
Exhibit 60: Japanese Mobile Operator CAPEX, FY15-FY17.....	132

Exhibit 61: Korean Mobile Operator CAPEX, FY14-FY17 .....	133
Exhibit 62: Rest of Asia Pacific Macrocell BTS Antenna Forecast, 2017-2021, (Units) .....	137
Exhibit 63: Rest of Asia Pacific Macrocell BTS Antenna Revenue Forecast, 2017-2021, (mUSD) .....	139
Exhibit 64: China Mobile CAPEX, 2016-2017.....	141
Exhibit 65: China Mobile 5G Deployment Timeline.....	142
Exhibit 66: China Macrocell BTS Antenna Forecast, 2017-2021, (Units) .....	146
Exhibit 67: China Macrocell BTS Antenna Revenue Forecast, 2017-2021, (mUSD).....	148
Exhibit 68: India Macrocell BTS Antenna Forecast, 2017-2021, (Units) .....	154
Exhibit 69: India Macrocell BTS Antenna Revenue Forecast, 2017-2021, (mUSD) .....	156