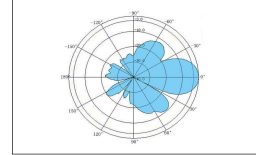




Wireless Market Intelligence Proprietary • Accurate • Cutting Edge

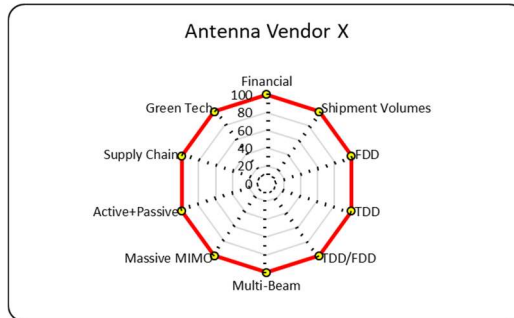
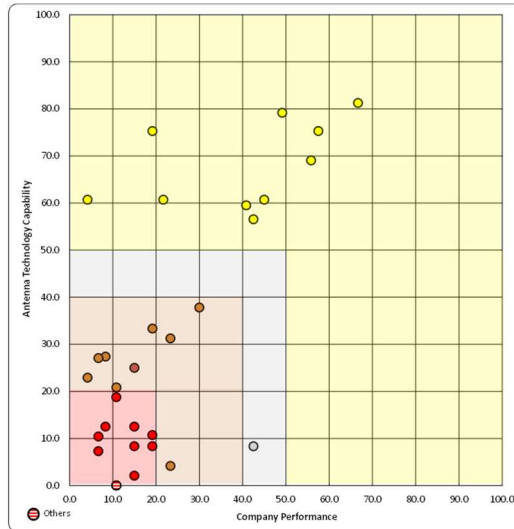
Earl J. Lum
+1-650-430-2221
elum@ejlwireless.com



1st Edition

Global Macro Passive/Massive MIMO Antenna Array
Antenna Vendor Market Share Analysis, 2022-2023

March 2025



Entire contents © 2025 EJL Wireless Research LLC. All Rights Reserved. Reproduction of this publication in any form without prior written permission is strictly forbidden and will be prosecuted to the full extent of US and International laws. The transfer of this publication in either paper or electronic form to unlicensed third parties is strictly forbidden. The information contained herein has been obtained from sources EJL Wireless Research LLC deems reliable. EJL Wireless Research disclaims all warranties as to the accuracy, completeness, or adequacy of such information. EJL Wireless Research LLC shall bear no liability for errors, omissions, or inadequacies in the information contained herein or for the interpretation thereof. The reader assumes sole responsibility for the selection of these materials to achieve their intended results. The opinions expressed herein are subject to change without notice.

TABLE OF CONTENTS

EXECUTIVE SUMMARY	5
Summary	7
RESEARCH METHODOLOGY.....	8
KPI Definitions	13
CHAPTER 1: 2023 ANTENNA MARKET SHARE	20
Huawei Technologies	20
Passive Antennas	23
Massive MIMO Antenna Arrays	26
CHAPTER 2: PASSIVE ANTENNA VENDOR COMPETITIVE MATRIX	29
CHAPTER 3: PASSIVE ANTENNA VENDOR KPI ANALYSIS	34
Ace Technologies Corporation	35
Alpha Wireless Ltd.....	36
Amphenol Antenna Solutions	37
[REDACTED]	38
CellMax Technologies AB.....	39
CICT Mobile Communication Tech. Co. Ltd.....	40
Comba Telecom Ltd.....	41
CommScope Holding Company, Inc.	42
[REDACTED]	43
DENGYO Co., Ltd.....	44
DKK Co., Ltd.....	45
Ericsson AB	46
[REDACTED]	47
Galtronics/Baylin Technologies Inc.	48
[REDACTED]	49
[REDACTED]	50
[REDACTED]	51
[REDACTED]	52
[REDACTED]	53
Huawei Technologies Co., Ltd.	54
[REDACTED]	55
JMA Wireless	56
[REDACTED]	57
KMW Co., Ltd.....	58
[REDACTED]	59
MOBI Antenna Technologies (SHENZHEN) Co., Ltd.	60
[REDACTED]	61
PROSE Technologies GmbH	62
[REDACTED]	63
[REDACTED]	64
[REDACTED]	65
[REDACTED]	66

TABLES

Table 1: Global Macro Passive/Massive MIMO Antenna Market Share by Vendor, 2022-2023 (Units).....	5
Table 2: Global Macro Passive Antenna Market Share by Vendor, 2022-2023 (Units)	6
Table 3: Global Massive MIMO Antenna Array Market Share by Vendor, 2022-2023 (Units)	6
Table 4: Unit/Revenue YoY Change for Antenna Categories	7
Table 5: Financial Revenue Score Definition (USD).....	13
Table 6: Shipment Volume Score Definition (Units)	13
Table 7: Supply Chain Capabilities/Risks Score Definition	15
Table 8: ESG Antenna Product Initiatives Score Definition	15
Table 9: FDD Antenna Portfolio Score Definition.....	16
Table 10: TDD Antenna Portfolio Score Definition	16
Table 11: TDD/FDD Hybrid Antenna Portfolio Score Definition.....	17
Table 12: Hybrid Multi-Beam Antenna Portfolio Score Definition.....	18
Table 13: Massive MIMO Antenna Array Portfolio Score Definition	19
Table 14: Active+Passive Antenna Portfolio Score Definition.....	19
Table 15: Global Macro Passive/Massive MIMO Antenna Market Share by Vendor, 2022-2023 (Units)	21
Table 16: Global Macro Passive/Massive MIMO Antenna Revenue Share by Vendor, 2022-2023 (USD Thousands)	22
Table 17: Global Passive Antenna Market Share by Vendor, 2022-2023 (Units)	24
Table 18: Global Passive Antenna Market Revenue Share by Vendor, 2022-2023 (USD Thousands)	25
Table 19: Global Massive MIMO Antenna Array Market Share by Vendor, 2022-2023 (Units)	26
Table 20: Global Massive MIMO Antenna Array Revenue Market Share by Vendor, 2022-2023 (USD Thousands)	27
Table 21: Passive Antenna Competitive Vendor Matrix Scores.....	31
Table 22: 2023 Passive Antenna Vendor Ranked KPI Scores.....	33

EXHIBITS

Exhibit 1: Self Manufactured Antenna Model.....	9
Exhibit 2: Outsourced Supplier Partner Passive Antenna Model	10
Exhibit 3: Outsourced Supplier Partner Massive MIMO Antenna Array Model.....	11
Exhibit 4: Outsourced Supplier Partner Passive and Massive MIMO Antenna Array Model.....	12
Exhibit 5: Global Macro Passive/Massive MIMO Antenna Market Share by Vendor, 2023 (Units)	21
Exhibit 6: Global Macro Passive/Massive MIMO Antenna Revenue Share by Vendor, 2023	22
Exhibit 7: Global Passive Antenna Market Share by Vendor, 2023 (Units).....	24
Exhibit 8: Global Passive Antenna Market Revenue Share by Vendor, 2023	25
Exhibit 9: Global Massive MIMO Antenna Array Market Share by Vendor, 2023 (Units)	27
Exhibit 10: Global Massive MIMO Antenna Array Revenue Market Share by Vendor, 2023	28
Exhibit 11: Passive Antenna Competitive Vendor Matrix, Vendor Health vs. Antenna Technology Capability	29
Exhibit 12: Passive Antenna Competitive Vendor Matrix Score Color Code Legend.....	30
Exhibit 13: Ace Technologies Corp. Radar Chart and KPI Scores.....	35
Exhibit 14: Alpha Wireless Ltd. Radar Chart and KPI Scores	36
Exhibit 15: Amphenol Antenna Solutions Radar Chart and KPI Scores.....	37
Exhibit 16: [REDACTED]	38
Exhibit 17: CellMax Technologies AB Radar Chart and KPI Scores	39
Exhibit 18: CICT Mobile Communication Tech. Co., Ltd. Radar Chart and KPI Scores	40
Exhibit 19: Comba Telecom Ltd. Radar Chart and KPI Scores	41
Exhibit 20: CommScope Holding Company, Inc. Radar Chart and KPI Scores.....	42
Exhibit 21: [REDACTED]	43
Exhibit 22: DENGYO Co., Ltd. Radar Chart and KPI Scores	44
Exhibit 23: DKK Co., Ltd. Radar Chart and KPI Scores	45
Exhibit 24: Ericsson AB Radar Chart and KPI Scores.....	46
Exhibit 25: [REDACTED]	47
Exhibit 26: Galtronics/Baylin Technologies Inc. Radar Chart and KPI Scores	48
Exhibit 27: [REDACTED]	49
Exhibit 28: [REDACTED]	50
Exhibit 29: [REDACTED]	51
Exhibit 30: [REDACTED]	52
Exhibit 31: [REDACTED]	53
Exhibit 32: Huawei Technologies Co., Ltd. Radar Chart and KPI Scores.....	54
Exhibit 33: [REDACTED]	55
Exhibit 34: JMA Wireless Radar Chart and KPI Scores	56
Exhibit 35: [REDACTED]	57
Exhibit 36: KMW Co., Ltd. Radar Chart and KPI Scores	58
Exhibit 37: [REDACTED]	59
Exhibit 38: MOBI Antenna Technologies (SHENZHEN) Co., Ltd. Radar Chart and KPI Scores.....	60
Exhibit 39: [REDACTED]	61
Exhibit 40: PROSE Technologies GmbH Radar Chart and KPI Scores	62
Exhibit 41: [REDACTED]	63
Exhibit 42: [REDACTED]	64
Exhibit 43: [REDACTED]	65
Exhibit 44: [REDACTED]	66